



AGENDA REPORT

- CITY COUNCIL
- COMMUNITY DEVELOPMENT COMMISSION
- SUCCESSOR AGENCY
- BUENA SANITATION DISTRICT
- JOINT POWERS FINANCING AUTHORITY

Department: Finance

Item No: D1

Prepared by: Sara Taylor, Budget Manager
Mike Sylvia, Director/Treasurer

Meeting Date: June 13, 2023

Approved by: John Conley, City Manager

Agenda Location: Discussion

SUBJECT: FISCAL YEARS 2022/23 AND 2023/24 CAPITAL PROJECT BUDGET MID-CYCLE UPDATE

RECOMMENDATION: Adopt City Council Resolution No. 2023- , and Buena Sanitation District Resolution No. 2023- , amending the Capital Project Budget for Fiscal Years 2022/23 and 2023/24.

CORRELATION TO CITY COUNCIL GOALS: Fiscal Responsibility and Traffic: Continue to improve the flow of traffic for all forms of travel, reduce congestion, and improve our roads and sidewalks.


PRIOR ACTION: On June 28, 2022, adopted City Council Resolution 2022-108, and Buena Sanitation District Resolution No. 2022-17 approving the Six-Year Capital Improvement Program and FYs 2022/23 and 2023/24 Capital Project Budget and authorizing appropriations for Fiscal Years 2022/23 and 2023/24 Capital Projects (Vote: 4-0, Ritter absent (Ritter experienced technical difficulties)).

STATEMENT ON THE SUBJECT: The City's six-year Capital Improvement Program (CIP) is updated bi-annually to manage and plan for major acquisitions and/or construction of large capital assets such as land, buildings, infrastructure, and other public improvements. On June 28, 2022, the City Council adopted the Fiscal Years (FY) 2022/23 and 2023/24 Capital Project Budget, authorizing appropriation for two years. At the one-year mark staff has completed a mid-cycle review and recommends new appropriations in the amount of \$5,128,000 and reduced appropriations of \$1,459,875 as discussed below.

Proposed New Projects. There are seven new capital projects proposed for FY 2023/24 that account for \$5,128,000 of the new appropriations. One of the proposed new projects is in the Public Facilities category and six are in the Streets category as shown in the chart below. The CIP budget detail sheets for all seven new projects are included as Exhibit 3.

Category	Project Name	Fund Description	Proposed Appropriation
Public Facilities	Public Works Bldg. C (Wastewater) Renovation (8363)	503 Vista Sewer Replacement	\$294,500
		506 Buena Sewer Replacement	180,500
Streets	Emerald Drive Complete Streets (8357)	103 CDBG	1,000,000
		110 Traffic Impact Fees	448,382
		128 Deferred St Construction	1,618
Streets	Roundabout on Bobier Drive & Calle Jules (8358)	110 RTCIP	718,000
Streets	Bicycle Mobility (8359)	110 Traffic Impact Fees	200,000

ACTION: Approved above recommendation, adopted the following: 1) City Council Resolution No. 2023-108; and 2) Buena Sanitation District Resolution No. 2023-4. Vote: 3-2 (Franklin and Green opposed)


Clerk/Secretary

SUBJECT: FISCAL YEARS 2022/23 AND 2023/24 CAPITAL PROJECT BUDGET MID-CYCLE UPDATE

Streets	North Santa Fe Complete Streets (8360)	110 RTCIP	250,000
		110 Traffic Impact Fees	100,000
Streets	Neighborhood Traffic Calming (8361)	110 Traffic Impact Fees	200,000
Streets	Protected Bike Lanes (8362)	110 RTCIP	1,735,000

Ongoing Projects. In addition to appropriations of \$5,128,000 for new projects, staff recommend decreases of \$1,459,875 to three ongoing projects for a new revised budget total of \$21,896,443 for FY 2023/24. Changes include a decrease of \$80,396 for the Pedestrian Mobility Sidewalks project which is reflective of the reduced Community Development Block Grant (CDBG) allocation to the City and the amount programed for sidewalks in the CDBG annual action plan approved by Council on April 25, 2023. The other two changes are decreases of \$1,062,058 for Vista Sewer and \$317,421 for Buena Sanitation District for the Encina Wastewater Project based on the Draft Budget for the Encina Wastewater Authority.

Proposed decreases for all on-going projects are displayed in the following table.

Category	Project Name	Fund Description	Original FY 23/24 Approp.	Proposed Decrease	Updated FY 23/24 Approp.
Streets	Pedestrian Mobility Sidewalks (8294)	103 Community Development Block Grant (CDBG)	724,070	(80,396)	643,674
Vista Sewer	Encina Capital Imp. Program (8157)	503 Vista Sewer Replacement	7,789,834	(1,062,058)	6,727,776
BSD Sewer	Encina Capital Imp. Program (8157)	506 Buena Sewer Replacement	2,202,614	(317,421)	1,885,193

Projects Completed in FY 2023/24. Staff is pleased to identify the following projects that were completed in FY 2023/24.

Public Facilities

- Public Works Building A Replacement (8315): Completed construction of a new 10,000 square foot building that houses the Public Works Administration, Streets, Parks and Facility Maintenance Divisions. The Project included the installation of solar panels which is anticipated to produce an 85 percent or greater offset to the cost of power for the Public Works yard.
- WiFi at Luz Duran Park (8911): Installed fiber optic cabling for the installation of Vista Unified School District WiFi at Luz Duran Park utilizing ARPA funding.

Parks & Recreation

- Skate Park B Shade Structure (8337): Constructed a shade structure at Skate Park B, located at the corner of N. Santa Fe Avenue and W. Connecticut Avenue.
- Vista Sports Park Turf Replacement (8342): Replaced 185,000 square feet of turf on both soccer fields and the practice field.

Streets

- Street Maintenance and Slurry Seal (8262): Slurry sealed approximately 12 lane miles of the most deteriorated City streets, including certain streets that have carried a significant amount of traffic, such as N. Melrose Drive from the northern City boundary to W. Vista Way.
- Residential Street Rehabilitation (8313): Slurry sealed 132 of the most deteriorated residential streets located in Zone 1 and Zone 5, consisting of approximately 61 lane miles.
- Pedestrian Mobility Sidewalks (8290): Installed 1,955 linear feet of new sidewalks where sections of sidewalks did not previously exist, such as on W. California Avenue, Highland Drive, W. Orange

SUBJECT: FISCAL YEARS 2022/23 AND 2023/24 CAPITAL PROJECT BUDGET MID-CYCLE UPDATE

Avenue, Grapevine Road, NCTD Transit Station, and N. Melrose Drive, including the installation 7 new curb ADA compliant curb ramps.

Vista Sewer

- VC 11-15 Vista/Carlsbad Interceptor & Agua Hedionda Pump Station Replacement (8125): Joint project with the City of Carlsbad that replaced the Agua Hedionda Pump Station, gravity sewer trestle bridge.
- Eucalyptus & Citrus Avenue Sewer Capacity Improvements (8308): Upsized and replaced approximately 1,379 linear feet of sewer pipe along Eucalyptus Avenue and Citrus Avenue.

Buena Sewer

- Smilax and Mimosa Sewer Improvements (8301): Addressed capacity deficient sewer mains located in the County of San Diego and City of San Marcos in the vicinity of Smilax Road and Mimosa Road by constructing approximately 1,250 liner feet of sewer main and replacing various existing sewer pipeline segments.

FISCAL IMPACT: As noted in the “TOTALS” row below, revised appropriations for FY 2023/24 are \$21,896,443, a \$3,668,125 increase from the original budget adoption. Exhibit 4 provides proposed appropriation detail by project; the proposed changes by category for FY 2023/24 Capital Project Budget are as follows.

Category	Original FY 2023/24 Appropriation	Proposed Increase	Proposed Decrease	Updated FY 2023/24 Appropriation
Public Facilities	50,000	475,000	0	525,000
Streets	6,414,870	4,653,000	(80,396)	10,987,474
Drainage	271,000	0	0	271,000
Vista Sewer	7,789,834	0	(1,062,058)	6,727,776
Buena Sewer	3,702,614	0	(317,421)	3,385,193
TOTALS	\$18,228,318	\$5,128,000	\$(1,459,875)	\$21,896,443

EXHIBITS:

1. City Council Resolution No. 2023- , amending the Capital Project Budget for Fiscal Years 2022/23 and 2023/24.
2. Buena Sanitation District Resolution No. 2023- , amending the Capital Project Budget for Fiscal Years 2022/23 and 2023/24.
3. CIP Budget Detail Sheets for proposed new FY 2023/24 projects.
4. FY 2023/24 Revised Appropriation Detail by Category.
5. FY 2023/24 Revised Appropriations Detail by Fund.

RESOLUTION NO. 2023-
A RESOLUTION OF THE CITY COUNCIL OF THE CHARTERED CITY OF VISTA, CALIFORNIA, AMENDING THE CAPITAL PROJECT BUDGET FOR FISCAL YEARS 2022/23 AND 2023/24

The City Council of the City of Vista does resolve as follows:

1. Findings. The City Council hereby finds and declares the following:

A. On June 28, 2022, the City Council adopted Resolution 2022-108 approving the Six-Year Capital Improvement Program, the Capital Project Budget for Fiscal Years 2022/23 and 2023/24, and authorizing appropriations for Fiscal Years 2022/23 and 2023/24 capital projects.

B. The City Council desires to amend the Capital Project Budget at this time to reflect changed circumstances.

2. Action.

A. The Capital Project Budget for Fiscal Years 2022/23 and 2023/24 is amended as set forth in Exhibit A.

3. Adoption. PASSED AND ADOPTED at a meeting of the City Council of the City of Vista held on June 13, 2003, by the following vote:

AYES:

NOES:

ABSTAIN:

JOHN FRANKLIN, MAYOR

APPROVED AS TO FORM:
WALTER CHUNG, CITY ATTORNEY

ATTEST:
KATHY VALDEZ, CITY CLERK

By: _____

By: _____

APPROVED
Walter C. Chung
20230525171407

EXHIBIT A

1. Appropriations are hereby made for the FY 2023/24 Mid-Cycle CIP Update.

<u>Account Number</u>	<u>Account Description</u>	<u>Increase</u>	<u>Decrease</u>
1030360.578999.8357	CIP Source Appropriation	\$ 1,000,000	
1030360.578999.8290	CIP Source Appropriation		\$ 80,396
1106580.578999.8358	CIP Source Appropriation	\$ 718,000	
1106580.578999.8360	CIP Source Appropriation	\$ 250,000	
1106580.578999.8362	CIP Source Appropriation	\$ 1,735,000	
1106595.578999.8357	CIP Source Appropriation	\$ 448,382.00	
1106595.578999.8359	CIP Source Appropriation	\$ 200,000.00	
1106595.578999.8360	CIP Source Appropriation	\$ 100,000.00	
1106595.578999.8361	CIP Source Appropriation	\$ 200,000.00	
1286565.578999.8357	CIP Source Appropriation	\$ 1,618.00	
5036620.578999.8363	CIP Source Appropriation	\$ 294,500.00	
5036620.578999.8157	CIP Source Appropriation		\$ 1,062,058.00

RESOLUTION NO. 2023-
A RESOLUTION OF THE BOARD OF DIRECTORS OF THE
BUENA SANITATION DISTRICT, AMENDING THE CAPITAL PROJECT
BUDGET FOR FISCAL YEARS 2022/23 AND 2023/24

The Board of Directors of the Buena Sanitation District does resolve as follows:

1. Findings. The Board of Directors hereby finds and declares the following:

A. On June 22, 2022, the Board of Directors adopted Resolution 2022-17, approving the Six-Year Capital Improvement Program, the Capital Project Budget for Fiscal Years 2022/23 AND 2023/24, and authorizing appropriations for Fiscal Years 2022/23 and 2023/24 capital projects.

B. The Board of Directors desires to amend the Capital Project Budget at this time to reflect changed circumstances.

2. Action.

A. The Capital Project Budget Fiscal Years 2022/23 and 2023/24 is amended as set forth in Exhibit A.

3. Adoption. PASSED AND ADOPTED at a meeting of the Board of Directors of the Buena Sanitation District held on June 13, 2003, by the following vote:

AYES:

NOES:

ABSTAIN:

JOHN FRANKLIN, CHAIRPERSON

APPROVED AS TO FORM:
WALTER CHUNG, DISTRICT COUNSEL

ATTEST:
KATHY VALDEZ, CLERK OF THE BOARD

By: _____

By: _____

APPROVED
Walter C. Chung
20230525171536

EXHIBIT A

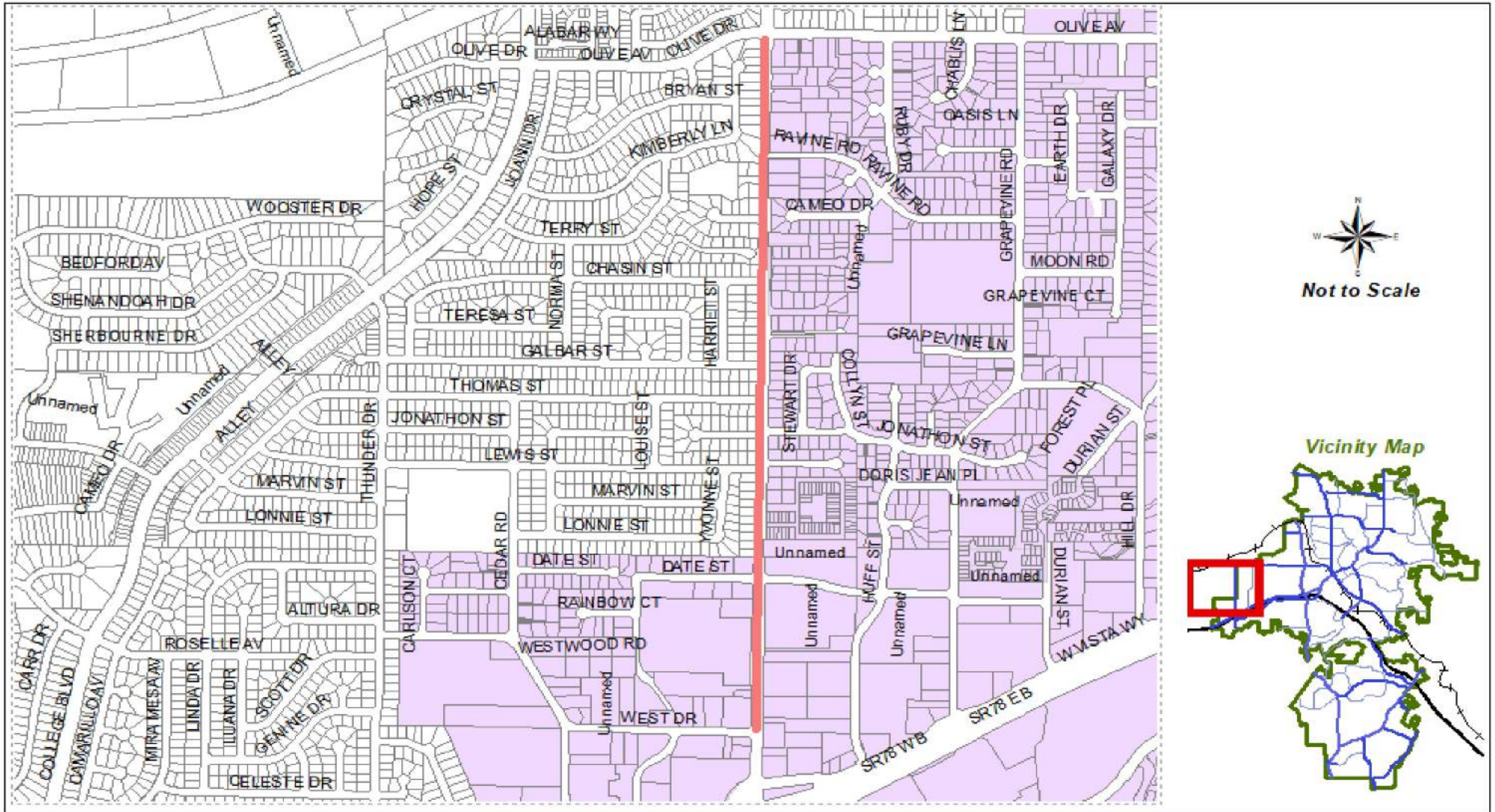
1. Appropriations are hereby made for the FY 2023/24 Mid-Cycle CIP Update.

<u>Account Number</u>	<u>Account Description</u>	<u>Increase</u>	<u>Decrease</u>
5066515.578999.8157	CIP Source Appropriation		\$ 317,421.00
5066515.578999.8363	CIP Source Appropriation	\$ 180,500	

City of Vista
Six-Year Capital Improvement Program

Emerald Drive Complete Streets

PROJECT #: 8357



PROJECT NUMBER 8357
PROJECT NAME Emerald Drive Complete Streets

PROJECT CATEGORY Traffic Signals
PROJECT MANAGER Matt Atteberry

DESCRIPTION

Emerald Drive is a regional connector road that divides two neighborhoods because access across this street is made extremely difficult by large amounts of traffic traveling at high speeds. This also results in many serious accidents. City staff, with the assistance of a consultant and extensive community engagement, developed a complete streets plan for Emerald Drive between Olive Avenue and West Drive. The plan proposes to transform the street into a calmed, pedestrian and bicycle friendly street by implementing roundabouts, pedestrian crossings, sidewalks and new striping. The total project cost is \$7 million and the project has been recommended for earmark funding in the amount of \$5 million by U.S. Representative Mike Levin. The City funding allocation in this fiscal year will cover the design of the project and a portion of the shortage in the project total cost.

STATUS

The design phase is anticipated to be completed in mid 2024.

SUMMARY OF USES	
Pre-Design	-
Environmental	-
Land/Right-of-Way	-
Detailed Design	1,000,000
Construction	450,000
Construction Support	-
Project Management	-
Furniture, Fixtures, Equip.	-
Contingency	-
Landscape & Maintenance	-
Project Totals:	\$ 1,450,000

IMPACT ON OPERATING BUDGET

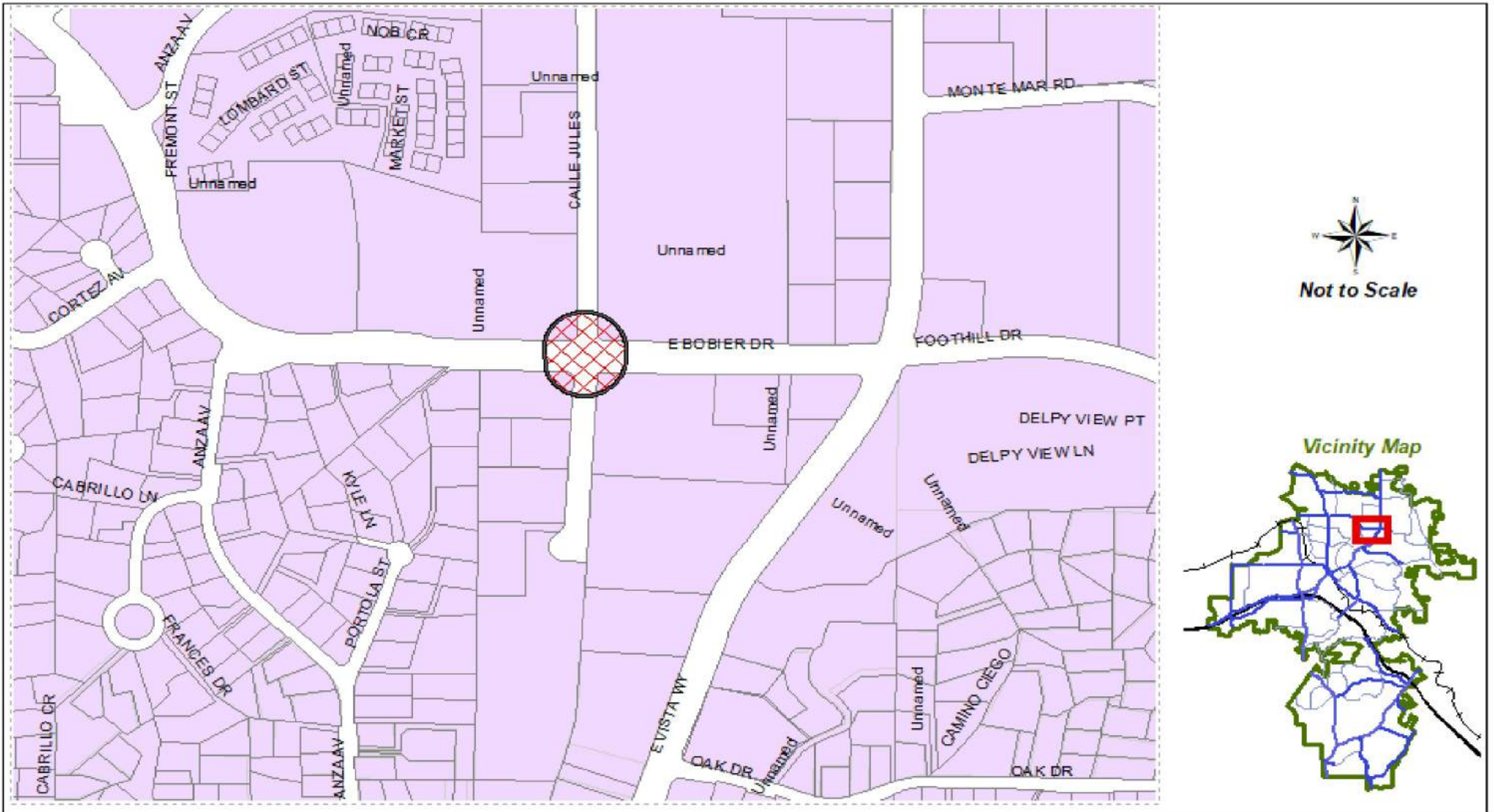
Approximately \$5,000 in annual maintenance costs.

SUMMARY OF SOURCES										
Fund Description	Prior Years' Expenditures	FY 2020/21 Expenditures & Carryover	FY 2022/23 New Appropriation	FY 2023/24 New Appropriation	FY 2024/25 Projected	FY 2025/26 Projected	FY 2026/27 Projected	FY 2027/28 Projected	Projected Six-Year Total	Project Projected Grand Total
103 CDBG	-	-	-	1,000,000	-	-	-	-	1,000,000	1,000,000
110 Traffic Impact Fees	-	-	-	448,382	-	-	-	-	448,382	448,382
128 Deferred St Construction	-	-	-	1,618	-	-	-	-	1,618	1,618
	-	-	-	-	-	-	-	-	-	-
Totals:	\$ -	\$ -	\$ -	\$ 1,450,000	\$ -	\$ -	\$ -	\$ -	\$ 1,450,000	\$ 1,450,000

City of Vista
Six-Year Capital Improvement Program

Roundabout on Bobier Drive & Calle Jules

PROJECT #: 8358



PROJECT NUMBER 8358
PROJECT NAME Roundabout on Bobier Drive & Calle Jules

PROJECT CATEGORY Streets
PROJECT MANAGER Matt Atteberry

DESCRIPTION

This project will install a roundabout, ADA curb ramps and pedestrian crossings at the intersection of Bobier Drive & Calle Jules.

STATUS

The project is anticipated to be completed in mid 2024.

SUMMARY OF USES	
Pre-Design	-
Environmental	-
Land/Right-of-Way	-
Detailed Design	60,000
Construction	628,000
Construction Support	30,000
Project Management	-
Furniture, Fixtures, Equip.	-
Contingency	-
Landscape & Maintenance	-
Project Totals:	\$ 718,000

IMPACT ON OPERATING BUDGET

Approximately \$3,500 in annual maintenance costs.

SUMMARY OF SOURCES										
Fund Description	Prior Years' Expenditures	FY 2020/21 Expenditures & Carryover	FY 2022/23 New Appropriation	FY 2023/24 New Appropriation	FY 2024/25 Projected	FY 2025/26 Projected	FY 2026/27 Projected	FY 2027/28 Projected	Projected Six-Year Total	Project Projected Grand Total
110 RTCIP	-	-	-	718,000	-	-	-	-	718,000	718,000
	-	-	-	-	-	-	-	-	-	-
	-	-	-	-	-	-	-	-	-	-
	-	-	-	-	-	-	-	-	-	-
	-	-	-	-	-	-	-	-	-	-
Totals:	\$ -	\$ -	\$ -	\$ 718,000	\$ -	\$ -	\$ -	\$ -	\$ 718,000	\$ 718,000

City of Vista
Six-Year Capital Improvement Program

Bicycle Mobility

PROJECT #: 8359



PROJECT NUMBER 8359
PROJECT NAME Bicycle Mobility
TARGET COMPLETION DATE Ongoing

PROJECT CATEGORY Streets
PROJECT MANAGER Sam Hasenin

DESCRIPTION

Bicycling can be a clean and convenient alternative mode of transportation, which helps to alleviate motor vehicle congestion and reduce greenhouse gas emissions. However, existing bicycle facilities are often in need of improvements and gaps in the bicycle network prevent connectivity. Enhancing the existing bicycle network and facilities serves to accommodate the varying levels of user skills and to make bicycling a viable transportation option. This project will provide a funding source to assess existing conditions of the bicycle network and to develop improvement concepts and cost estimates. The recommended improvements for various streets will be prioritized and improvements will be implemented as funding becomes available.

STATUS

Staff will evaluate N. Melrose Drive, Hacienda Drive, N. Santa Fe Avenue north of Bobier Drive and Sycamore Avenue south of SR-78 for bicycle mobility improvements. Conceptual drawings and cost estimates will be developed and the streets will be prioritized for implementation.

SUMMARY OF USES	
Pre-Design	200,000
Environmental	-
Land/Right-of-Way	-
Detailed Design	-
Construction	-
Construction Support	-
Project Management	-
Furniture, Fixtures, Equip.	-
Contingency	-
Landscape & Maintenance	-
Project Totals: \$	200,000

IMPACT ON OPERATING BUDGET

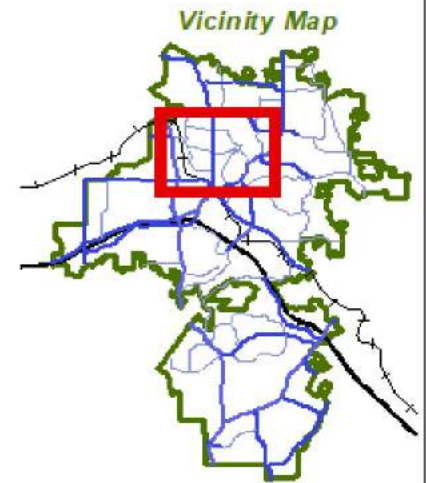
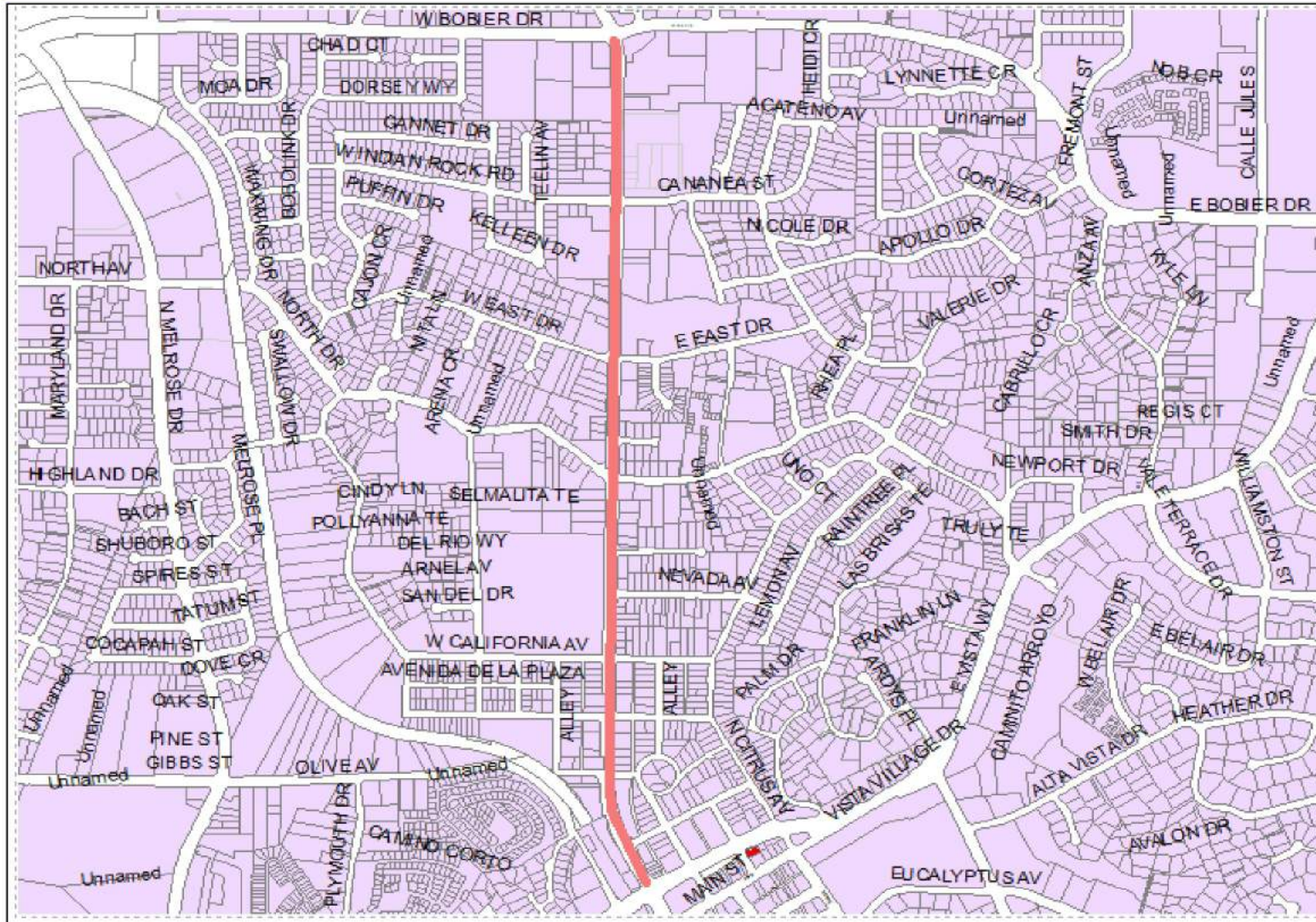
Varies depending on the specific traffic calming technique and actual implementations every year.

SUMMARY OF SOURCES										
Fund Description	Prior Years' Expenditures	FY 2020/21 Expenditures & Carryover	FY 2022/23 New Appropriation	FY 2023/24 New Appropriation	FY 2024/25 Projected	FY 2025/26 Projected	FY 2026/27 Projected	FY 2027/28 Projected	Projected Six-Year Total	Project Projected Grand Total
110 Traffic Impact Fees	-	-	-	200,000	-	-	-	-	200,000	200,000
	-	-	-	-	-	-	-	-	-	-
	-	-	-	-	-	-	-	-	-	-
	-	-	-	-	-	-	-	-	-	-
	-	-	-	-	-	-	-	-	-	-
Totals:	\$ -	\$ -	\$ -	\$ 200,000	\$ -	\$ -	\$ -	\$ -	\$ 200,000	\$ 200,000

City of Vista
Six-Year Capital Improvement Program

N. Santa Fe Avenue Complete Streets

PROJECT #: 8360



PROJECT NUMBER 8360
PROJECT NAME N. Santa Fe Avenue Complete Streets
TARGET COMPLETION DATE December 2024

PROJECT CATEGORY Streets
PROJECT MANAGER Matt Atteberry

DESCRIPTION

N. Santa Fe Avenue serves as a major active transportation connector for the Townsite neighborhood. However, the street also carries high volumes of traffic, which makes its environment unfriendly for pedestrians and bicyclists. The Townsite Complete Streets Project will implement pedestrian crossing improvements on this street. Two other projects will add green bike lanes and protected bike lanes. This project will implement additional improvements such as street trees and a pedestrian traffic signal at Washington Street.

STATUS

Staff will have design plans completed by one of the City's as-needed professional consultant. This will be followed by soliciting bids for project construction.

SUMMARY OF USES	
Pre-Design	-
Environmental	-
Land/Right-of-Way	-
Detailed Design	100,000
Construction	600,000
Construction Support	-
Project Management	-
Furniture, Fixtures, Equip.	-
Contingency	-
Landscape & Maintenance	-
Project Totals:	\$ 700,000

IMPACT ON OPERATING BUDGET

Approximately \$70,000 in recurring maintenance and street sweeping.

SUMMARY OF SOURCES										
Fund Description	Prior Years' Expenditures	FY 2020/21 Expenditures & Carryover	FY 2022/23 New Appropriation	FY 2023/24 New Appropriation	FY 2024/25 Projected	FY 2025/26 Projected	FY 2026/27 Projected	FY 2027/28 Projected	Projected Six-Year Total	Project Projected Grand Total
110 RTCIP	-	-	-	250,000	-	-	-	-	250,000	250,000
110 Traffic Impact Fees	-	-	-	100,000	350,000	-	-	-	450,000	450,000
	-	-	-	-	-	-	-	-	-	-
	-	-	-	-	-	-	-	-	-	-
	-	-	-	-	-	-	-	-	-	-
Totals:	\$ -	\$ -	\$ -	\$ 350,000	\$ 350,000	\$ -	\$ -	\$ -	\$ 700,000	\$ 700,000

City of Vista
Six-Year Capital Improvement Program

Neighborhood Traffic Calming

PROJECT #: 8361



PROJECT NUMBER 8361
PROJECT NAME Neighborhood Traffic Calming
TARGET COMPLETION DATE Ongoing

PROJECT CATEGORY Streets
PROJECT MANAGER Sam Hasenin

DESCRIPTION

Speeding is a major concern for City residents and the implementation of traffic calming is a priority for the City Council. This project will provide a funding source to develop traffic calming concepts and cost estimates for streets of concern. The streets will be prioritized and improvements will be implemented as funding becomes available. Traffic calming for a certain street is assessed using established City policies, and the techniques include signing and striping, speed humps, curb pop-outs, chicanes, traffic circles, raised medians and others.

STATUS

The City Council approved the installation of speed humps on six priority streets, which are Alta Vista Drive between Vale Terrace Place & Coventry Road, Eucalyptus Avenue between Alestar Street & Alta Vista Drive, Grapevine Lane, Highland Drive, Vale View Drive and Jim Porter Parkway at Brengle Terrace Park.

SUMMARY OF USES	
Pre-Design	-
Environmental	-
Land/Right-of-Way	-
Detailed Design	-
Construction	200,000
Construction Support	-
Project Management	-
Furniture, Fixtures, Equip.	-
Contingency	-
Landscape & Maintenance	-
Project Totals:	\$ 200,000

IMPACT ON OPERATING BUDGET

Varies depending on the specific traffic calming techniques and actual implementations every year.

SUMMARY OF SOURCES										
Fund Description	Prior Years' Expenditures	FY 2020/21 Expenditures & Carryover	FY 2022/23 New Appropriation	FY 2023/24 New Appropriation	FY 2024/25 Projected	FY 2025/26 Projected	FY 2026/27 Projected	FY 2027/28 Projected	Projected Six-Year Total	Project Projected Grand Total
110 Traffic Impact Fees	-	-	-	200,000	-	-	-	-	200,000	200,000
	-	-	-	-	-	-	-	-	-	-
	-	-	-	-	-	-	-	-	-	-
	-	-	-	-	-	-	-	-	-	-
	-	-	-	-	-	-	-	-	-	-
Totals:	\$ -	\$ -	\$ -	\$ 200,000	\$ -	\$ -	\$ -	\$ -	\$ 200,000	\$ 200,000

City of Vista
Six-Year Capital Improvement Program

Protected Bike Lanes

PROJECT #: 8362



PROJECT NUMBER 8362
PROJECT NAME Protected Bike Lanes
TARGET COMPLETION DATE December 2023

PROJECT CATEGORY Streets
PROJECT MANAGER Sam Hasenin

DESCRIPTION

Bicycling can be a clean and convenient alternative mode of transportation, which helps to alleviate motor vehicle congestion and reduce greenhouse gas emissions. However, existing bicycle facilities are often in need of improvements and gaps in the bicycle network prevent connectivity. Enhancing the existing bicycle network and facilities serves to accommodate the varying levels of user skills and to make bicycling a viable transportation option. Working towards this goal, the City Council approved the implementation of protected bike lanes on the City's major roads where street width allows for a striped buffer between the bicycle lane and motor vehicle travel lane. Raised flexible delineators are installed in the striped buffer to separate the bike lane from the travel lane.

STATUS

Staff will have design plans completed by one of the City's as-needed professional consultant. This will be followed by soliciting bids for project construction.

SUMMARY OF USES	
Pre-Design	-
Environmental	-
Land/Right-of-Way	-
Detailed Design	75,000
Construction	1,660,000
Construction Support	-
Project Management	-
Furniture, Fixtures, Equip.	-
Contingency	-
Landscape & Maintenance	-
Project Totals:	\$ 1,735,000

IMPACT ON OPERATING BUDGET

Approximately \$70,000 in recurring maintenance and street sweeping.

SUMMARY OF SOURCES										
Fund Description	Prior Years' Expenditures	FY 2020/21 Expenditures & Carryover	FY 2022/23 New Appropriation	FY 2023/24 New Appropriation	FY 2024/25 Projected	FY 2025/26 Projected	FY 2026/27 Projected	FY 2027/28 Projected	Projected Six-Year Total	Project Projected Grand Total
110 RTCIP	-	-	-	1,735,000	-	-	-	-	1,735,000	1,735,000
	-	-	-	-	-	-	-	-	-	-
	-	-	-	-	-	-	-	-	-	-
	-	-	-	-	-	-	-	-	-	-
	-	-	-	-	-	-	-	-	-	-
Totals:	\$ -	\$ -	\$ -	\$ 1,735,000	\$ -	\$ -	\$ -	\$ -	\$ 1,735,000	\$ 1,735,000

City of Vista
Six-Year Capital Improvement Program

Public Works Wastewater Building Renovation (BLDG-C)

PROJECT #: 8363



PROJECT NUMBER 8363
PROJECT NAME Public Works Wastewater Building Renovation (BLDG-C)
TARGET COMPLETION DATE

PROJECT CATEGORY Public Facilities
PROJECT MANAGER Jay Hanlon

DESCRIPTION

Project will included interior and exterior renovation of the Public Works Wastewater (BLDG-C) renovation including roof replacement and HVAC replacement (three units). BLDG-C has not had a major renovation since built in the mid 1990s. The roof is currently leaking in multiple locations and two of the three HVAC units are inoperable. In addition to roof and HVAC unit replacement the project will include replacement of the current windows with energy efficient windows, restroom renovation, new flooring installation, and interior and exterior paint.

STATUS

Expected completion date June 2024. Quotes for the roof and HVAC received.

SUMMARY OF USES	
Pre-Design	-
Environmental	-
Land/Right-of-Way	-
Detailed Design	-
Construction	425,000
Construction Support	-
Project Management	-
Furniture, Fixtures, Equip.	-
Contingency	50,000
Landscape & Maintenance	-
Project Totals:	\$ 475,000

IMPACT ON OPERATING BUDGET

None

SUMMARY OF SOURCES										
Fund Description	Prior Years' Expenditures	FY 2020/21 Expenditures & Carryover	FY 2022/23 New Appropriation	FY 2023/24 New Appropriation	FY 2024/25 Projected	FY 2025/26 Projected	FY 2026/27 Projected	FY 2027/28 Projected	Projected Six-Year Total	Project Projected Grand Total
503 Vista Sewer Replacement	-	-	-	294,500	-	-	-	-	294,500	294,500
506 BSD Sewer Replacement	-	-	-	180,500	-	-	-	-	180,500	180,500
	-	-	-	-	-	-	-	-	-	-
	-	-	-	-	-	-	-	-	-	-
	-	-	-	-	-	-	-	-	-	-
Totals:	\$ -	\$ -	\$ -	\$ 475,000	\$ -	\$ -	\$ -	\$ -	\$ 475,000	\$ 475,000

FY 2023/24 Revised Appropriation Detail by Category

PROJECT NAME	CIP #	Fund Description	Original FY 2023/24 Approp.	Proposed Increase	Proposed Decrease	Updated FY 2023/24 Approp.
PUBLIC FACILITIES			50,000	475,000	-	525,000
ADA Transition Plan Implementation	8240	110 Public Facility Fees	50,000	-	-	50,000
		503 Vista Sewer Replacement	-	294,500	-	294,500
Public Works Bldg C (Wastewater) Renovation	8363	506 Buena Replacement	-	180,500	-	180,500
STREETS			6,414,870	4,653,000	80,396	10,987,474
Pavement & Sidewalk Mgmt Program	8219	110 Traffic Impact Fees	32,000	-	-	32,000
Street Const & Overlay-Biennial	8225	111 Transnet	2,000,000	-	-	2,000,000
Annual Street Rehab & Maint	8262	111 Transnet	900,000	-	-	900,000
Pedestrian Mobility Sidewalks	8290	103 CDBG	724,070	-	80,396	643,674
		111 Transnet	50,000	-	-	50,000
Traffic Congestion Mgmt Program	8294	111 Transnet	8,800	-	-	8,800
Residential Street Rehab/Overlay	8313	129 SB1 Gas Tax	2,400,000	-	-	2,400,000
Foothill & Oak Drive	8339	110 Traffic Impact Fees	300,000	-	-	300,000
		103 CDBG	-	1,000,000	-	1,000,000
		110 Traffic Impact Fees	-	448,382	-	448,382
Emerald Drive Complete Streets (NEW)	8357	128 Deferred St Construction	-	1,618	-	1,618
		110 RTCIP	-	718,000	-	718,000
Roundabout on Bobier Drive & Calle Jules (NEW)	8358	110 RTCIP	-	718,000	-	718,000
Bicycle Mobility (NEW)	8359	110 Traffic Impact Fees	-	200,000	-	200,000
North Santa Fe Complete Streets (NEW)	8360	110 RTCIP	-	250,000	-	250,000
		110 Traffic Impact Fees	-	100,000	-	100,000
Neighborhood Traffic Calming (NEW)	8361	110 Traffic Impact Fees	-	200,000	-	200,000
Protected Bike Lanes (NEW)	8362	110 RTCIP	-	1,735,000	-	1,735,000
DRAINAGE			271,000	-	-	271,000
CMTC Device Installations	8343		271,000	-	-	271,000
VISTA SEWER			7,789,834	-	1,062,058	6,727,776
EWA Capital Improvement Project	8157		7,789,834	-	1,062,058	6,727,776
BUENA SEWER DISTRICT			3,702,614	-	317,421	3,385,193
EWA Capital Improvement Project	8157		2,202,614	-	317,421	1,885,193
Buena Pipeline Rehab & Point Repair	8317		1,500,000	-	-	1,500,000
	TOTAL		18,228,318	5,128,000	1,459,875	21,896,443

FY 2023/24 Revised Appropriation Detail By Fund

PROJECT NAME	CIP #	Category	Original FY 2023/24 Approp.	Proposed Increase	Proposed Decrease	Updated FY 2023/24 Approp.
103 CDBG			- 724,070	1,000,000	80,396	1,643,674
Emerald Drive Complete Streets (NEW)	8357	Streets	-	1,000,000	-	1,000,000
Pedestrian Mobility Sidewalks	8290	Streets	724,070	-	80,396	643,674
110 PUBLIC FACILITIES FEES			- 50,000	-	-	50,000
ADA Transition Plan Implementation	8240	Public Facilities	50,000	-	-	50,000
110 RTCIP FEES			- -	2,703,000	-	2,703,000
Roundabout on Bobier Drive & Calle Jules (NEW)	8358	Streets	-	718,000	-	718,000
North Santa Fe Complete Streets (NEW)	8360	Streets	-	250,000	-	250,000
Protected Bike Lanes (NEW)	8362	Streets	-	1,735,000	-	1,735,000
110 TRAFFIC IMPACT FEES			- 332,000	948,382	-	1,280,382
Pavement & Sidewalk Mgmt Program	8219	Streets	32,000	-	-	32,000
Foothill & Oak Drive	8339	Streets	300,000	-	-	300,000
Emerald Drive Complete Streets (NEW)	8357	Streets	-	448,382	-	448,382
Bicycle Mobility (NEW)	8359	Streets	-	200,000	-	200,000
North Santa Fe Complete Streets (NEW)	8360	Streets	-	100,000	-	100,000
Neighborhood Traffic Calming (NEW)	8361	Streets	-	200,000	-	200,000
111 TRANSNET FUND			- 2,958,800	-	-	2,958,800
Street Const & Overlay-Biennial	8225	Streets	2,000,000	-	-	2,000,000
Annual Street Rehab & Maint	8262	Streets	900,000	-	-	900,000
Pedestrian Mobility Sidewalks	8290	Streets	50,000	-	-	50,000
Traffic Congestion Mgmt Program	8294	Streets	8,800	-	-	8,800
128 DEFERED STREET CONSTRUCTION			- -	1,618	-	1,618
Emerald Drive Complete Streets (NEW)	8357	Streets	-	1,618	-	1,618
129 SB1 GAS TAX			- 2,400,000	-	-	2,400,000
Residential Street Rehab/Overlay	8313	Streets	2,400,000	-	-	2,400,000
503 VISTA SEWER REPLACEMENT			- 7,789,834	294,500	1,062,058	7,022,276
EWA Capital Improvement Project	8157	Vista Sewer	7,789,834	-	1,062,058	6,727,776
Public Works Bldg C (Wastewater) Renovation	8363	Public Facilities	-	294,500	-	294,500
506 BUENA SEWER REPLACEMENT			- 3,702,614	180,500	317,421	3,565,693
EWA Capital Improvement Project	8157	Buena Sewer	2,202,614	-	317,421	1,885,193
Buena Pipeline Rehab & Point Repair	8317	Buena Sewer	1,500,000	-	-	1,500,000
Public Works Bldg C (Wastewater) Renovation	8363	Public Facilities	-	180,500	-	180,500
511 CALIFORNIA MANDATED TRASH CLEAN-UP (CMTC)			- 271,000	-	-	271,000
CMTC Device Installations	8157	Drainage	271,000	-	-	271,000
TOTAL			18,228,318	5,128,000	1,459,875	21,896,443

Capital Improvement Program



City Council June 13, 2023

Capital Improvement Program

Capital Improvement Program (CIP) is a six-year planning document for city infrastructure improvement projects

- Appropriations are adopted for two-years, with programming of future years based on projected estimates and priorities
- Mid-Cycle review for revised appropriations of year-two


CIP Includes:

- Summary of funding sources and budgeted uses
- Project details

FY 2022/23 Achievements

Parks Projects

- Skate Park B
Shade Structure
- Vista Sports Park
Turf Replacement



FY 2022/23 Achievements

Public Facilities

- Public Works Building A Replacement
- WiFi at Luz Duran Park



FY 2022/23 Achievements

Completed Streets Projects

- Street Slurry Seal
 - 12 miles of Arterial and Collector Streets
 - 61 miles of Residential Streets
- Sidewalks – 1,955 Linear Feet



FY 2022/23 Achievements

Sewer

- Vista Sewer
 - VC 11-15 Vista/Carlsbad Interceptor & Agua Hedionda Pump Station Replacement
 - Eucalyptus & Citrus Avenue Sewer Capacity Improvements Sidewalks – 1,955 Linear Feet
- Buena Sewer
 - Smilax and Mimosa Sewer Improvements



New Projects FY 2023/24

Public Facilities:

Public Works Bldg. C (Wastewater) Renovation

- Building renovation including roof and HVAC replacement (\$475,000)
 - \$294,500 Vista Sewer Fees
 - \$180,500 Buena Sewer Fees

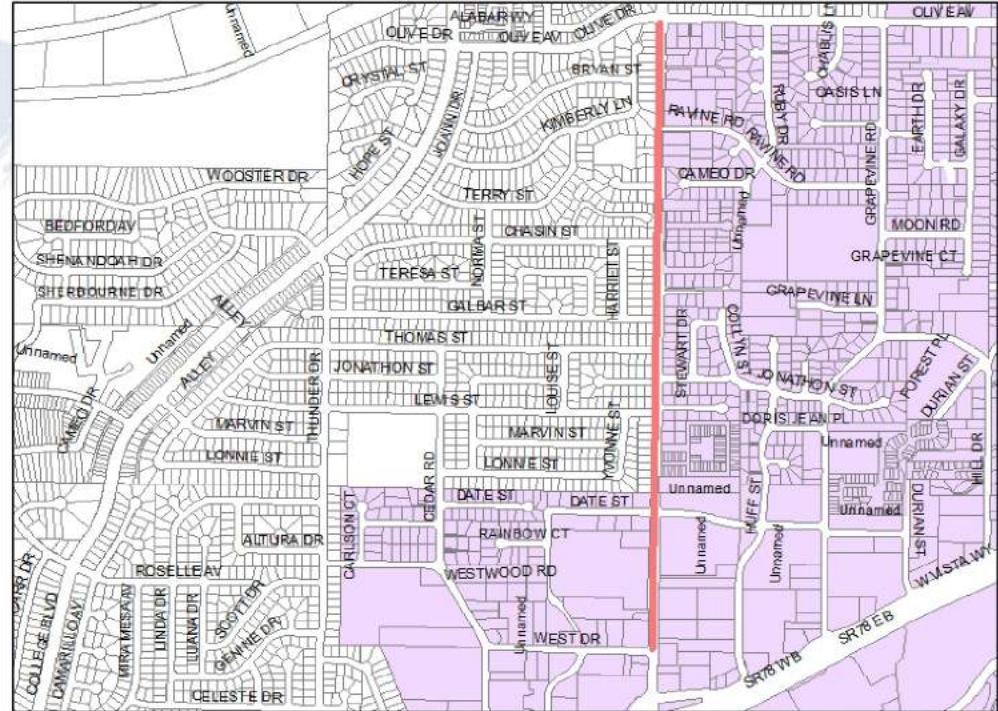


New Projects FY 2023/24

Streets:

Emerald Drive Complete Streets

- Transform the street into a calmed, pedestrian and bicycle friendly street (\$7,000,000)
 - \$1,000,000 CDBG
 - \$448,382 Traffic Impact Fees
 - \$1,618 Deferred St Construction Fees
 - \$5,550,000 Unfunded

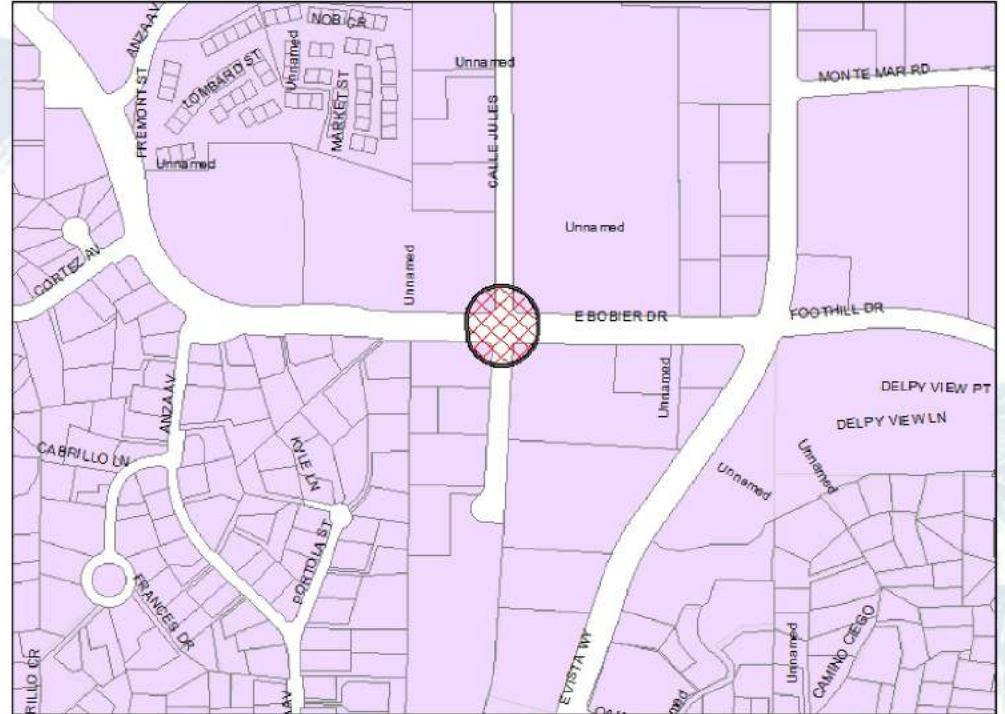


New Projects FY 2023/24

Streets:

Roundabout on Bobier Drive & Calle Jules

- \$718,000 RTCIP Fees



New Projects FY 2023/24

Streets:

Bicycle Mobility

- Assess existing conditions of the bicycle network and develop improvement concepts and cost estimates
 - \$200,000 Traffic Impact Fees

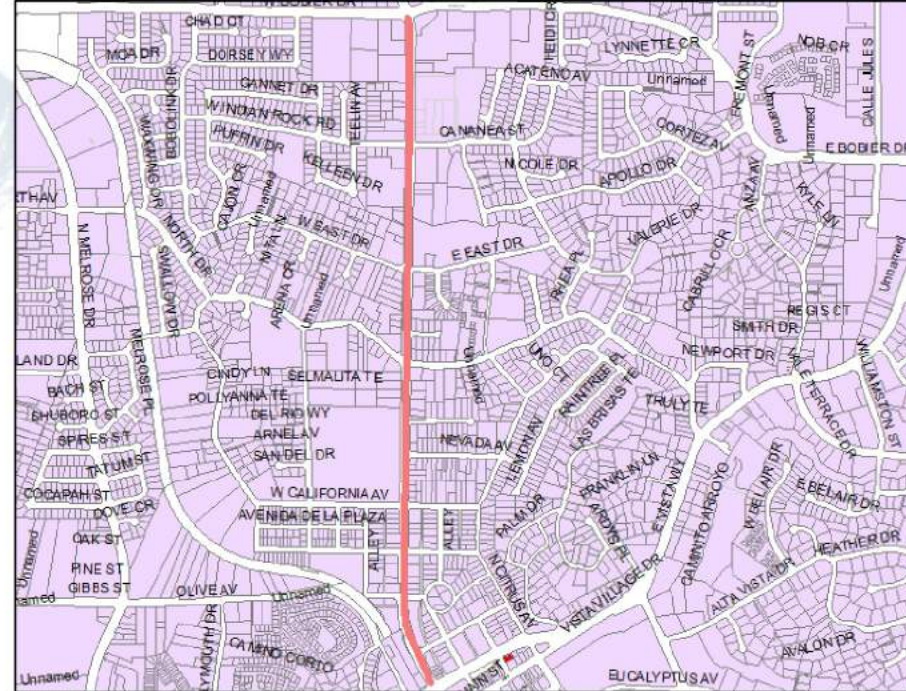


New Projects FY 2023/24

Streets:

N. Santa Fe Avenue Complete Streets

- Implement additional improvements such as street trees and a pedestrian traffic signal at Washington Street (\$700,000)
 - \$250,000 RTCIP Fees
 - \$450,000 Traffic Impact Fees (\$100,000 appropriation FY 2023/24 and \$350,000 projected FY 2024/25)



New Projects FY 2023/24

Streets:

Neighborhood Traffic Calming

- Develop traffic calming concepts and cost estimates for streets of concern
 - \$200,000 Traffic Impact Fees



New Projects FY 2023/24

Streets:

Protected Bike Lanes

- Installation of flexible delineators in the striped buffer to separate the bike lane from the travel lane
 - \$1,735,000 RTCIP Fees



Ongoing Projects with Revised Appropriations

Category	Project Name	Fund Description	Original FY 23/24 Approp.	Proposed Decrease	Updated FY 23/24 Approp.
Streets	Pedestrian Mobility Sidewalks (8294)	103 Community Development Block Grant (CDBG)	724,070	(80,396)	643,674
Vista Sewer	Encina Capital Imp. Program (8157)	503 Vista Sewer Replacement	7,789,834	(1,062,058)	6,727,776
BSD Sewer	Encina Capital Imp. Program (8157)	506 Buena Sewer Replacement	2,202,614	(317,421)	1,885,193

Appropriations Summary by Category

Category	Original FY 2023/24 Appropriation	Proposed Increase	Proposed Decrease	Updated FY 2023/24 Appropriation
Public Facilities	50,000	475,000	0	525,000
Streets	6,414,870	4,653,000	(80,396)	10,987,474
Drainage	271,000	0	0	271,000
Vista Sewer	7,789,834	0	(1,062,058)	6,727,776
Buena Sewer	3,702,614	0	(317,421)	3,385,193
TOTALS	\$18,228,318	\$5,128,000	\$(1,459,875)	\$21,896,443

Capital Improvement Program



City Council June 13, 2023